

- Check out **Functional Cabinet Hardware**
- Check out **Slides & Swivels**

Garcy Levelers

- GY1226A—1" dia.
- GY1226B—1½" dia.
- 1¼" adjustment
- Zinc plated
- ¾"-16 thread



While supplies last

Item	Price each		
	1-49	50-99	100+
GY1226A	\$2.40	\$2.22	\$2.00
GY1226B	2.62	2.42	2.19

Nut for Leveler

- ¾"-16 thread
- While supplies last

Item	Price ea.		
	1-49	50-99	100+
GY1227	\$3.06	\$2.83	\$2.56

Slotted-Top Swivel Base Levelers


- Height adjustable with screwdriver from inside the case after installed.
- For use with Leveler Brackets (LVK7538 & LVLL15838) shown at right
- Chrome cover on white nylon base
- ¾"-16 thread.



Height	Item	Price each		
		1-99	100-299	300+
2"	LVG382	\$1.19	\$.99	Call
2½"	LVG38212	1.19	.99	Call
3"	LVG383	1.19	.99	Call
3½"	LVG38312	1.19	.99	Call
4"	LVG384	1.19	.99	Call

Leveler Brackets

- ¾"-16 thread. Fastens with (4) # 10 screws
- Use our heavy gauge corner brace in place of costly wood blocks on cabinets.
- Use our heavy gauge U-shaped bracket on wall units or cabinets when side or back panel attachment is desired.



Item	Price each		
	1-49	50-99	100+
A) LVK7538	\$1.19	\$.99	Call
B) LVLL15838	1.19	.99	Call

Levelers not included

Black Plastic Base Leveler Set

- Cabinet can be leveled without the use of shims.
- Keeps the cabinets off the floor.
- Toe kick plates are removable and adjustable.
- Adjustable from inside cabinet or from below cabinet.
- Holds up to 850 lbs. per cabinet.
- Height adjusts from 4½"-5¼"

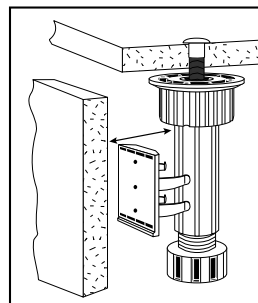


Item No.	Price per set of 4	
	1-99	100+
PLASTIC		
PM400-030B	\$9.24	Call
METAL		
PM400-028	14.15	Call

Other Sizes Available!

Table Lock

- Please Door & Window section for specs
 - Brass
- IV4F3
1-19 \$10.92
20+ Call Price each



Heavy Duty Furniture Leveler

- Provide a load capacity up to 200 lbs per cabinet.
- Height adjusts to 1½"
- Adjusts from inside cabinet with allen wrench included.



Item No.	Price per each	
	1-99	100+
PM300-Z2-Z2	\$3.16	Call

Table Keeper

- For light and medium thickness tops. Also used for luggage and carrying cases. Steel-bronze finish. Tension-lever locking action. Screws not included. 3¼"L x 7⁄8"W closed.



Item	Price each	
	1-99	100+
SBX-244	\$1.63	Call

Table Aligner


- For light and medium thickness tops. Steel-bronze finish. Tension-lever locking action. Screws not included. 3¼"L x 7⁄8"W closed.



Item	Price per 100	
	100-499	500+
JHH3	\$6.20	\$5.31

Automatic "Flap-Top" Hinges

- For drop leaves up to 9" wide
- Adds length to rectangle tops
- Converts square tops to round tops
- Brass plated
- Heavy gauge steel with new friction catch and four heavy duty steel springs prevents sagging



Item	Price each		
	1-9	10-99	100+
DS60130	\$7.85	\$6.42	Call

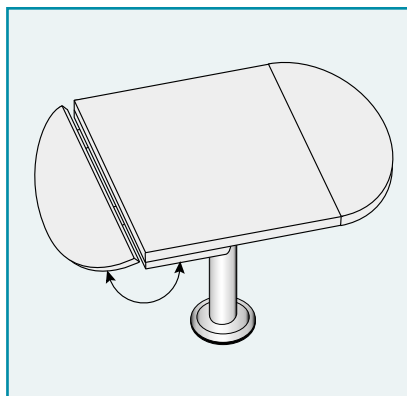




Table Leg Set

Features

- 4 Metal Table Legs
- Adjustable with Allen wrench
- Includes attachment plate
- #10 x 1" screws included
- Mounting template
- 660 lbs. each/weight capacity
- Leg diameter: 60mm (2 3/8")



1 1/8" Adjustable height



Mounting Plate

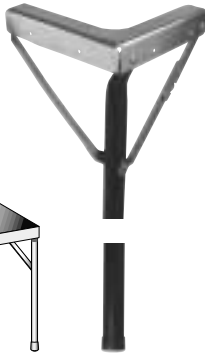
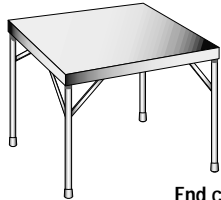
Height	Finish	Item	Price per set of 4	
			1-9 sets	10+ sets
28"	Chrome	31100	\$81.10	Call
28"	Brushed Chr.	31101	124.32	Call
28"	Black Gloss	31102	81.10	Call
28"	White	31104	81.10	Call
28"	Brass	31105	124.32	Call
28"	Oak	31106	139.99	Call
34 1/4"	Chrome	31119	99.99	Call
34 1/4"	Brushed Chr.	31120	144.43	Call
34 1/4"	Black Gloss	31121	99.99	Call
34 1/4"	White	31123	99.99	Call
34 1/4"	Brass	31122	99.99	Call

Single Folding Legs

Packed 4 per set

Features

- Great for hobby & card tables
- Black enamel finish
- Height 29"



End caps provided to prevent floor scratching

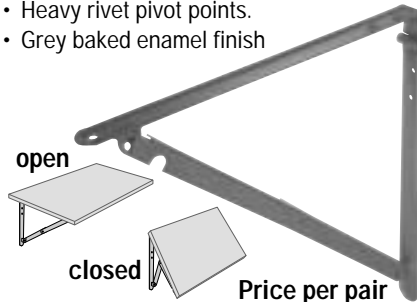
Price per set

Item	1-4	5-10	11+
DS50LSF029	\$20.63	\$18.56	Call

Table Hinge Bracket

Features

- Can be used for folding shelf or folding table. Locks in place.
- Heavy rivet pivot points.
- Grey baked enamel finish



Price per pair

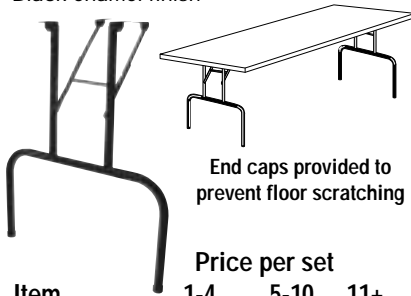
Size	Item	1-9	10+
8" x 8"	FE50508	\$21.18	\$19.60
12" x 12"	FE50512	26.70	24.70
16" x 16"	FE50516	36.58	33.86

Double Folding Legs

Packed 2 per set

Features

- Ideal for banquet tables
- Height 29"
- Spread between legs 23 1/2"
- 16 gauge steel 1" dia.
- Black enamel finish



End caps provided to prevent floor scratching

Price per set

Item	1-4	5-10	11+
DS50LF029	\$24.50	\$18.75	Call

Folding Leg Bracket

Features

- Spring loaded catch mechanism holds leg in either folded or unfolded position.
- Antique Brass finish.



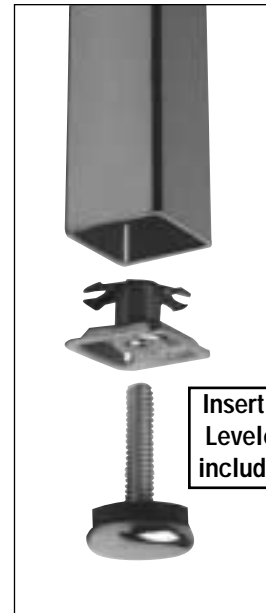
Price each

Item	1-12	13-28	29+
SBS149	\$4.22	\$3.08	Call

Economy Table Legs

Features

- 1" square seamless tubing
- Mounting plate 4"sq. x 1/8" thick
- Satin chrome finish
- Sizes: 30", 36", 48"
- Furnished w/ adj. glide 7/8" dia.
- Can be cut to exact size on sight.




Insert & Leveler included

Height	Item	Price each		
		1-49	50-99	100+
30"	DS50L40130	\$14.10	\$11.51	Call
36"	DS50L40136	14.85	12.29	Call
48"	DS50L40148	20.10	15.45	Call

- Check out Fasteners & Cutting Tools
- Check out Door Hinges & Pivots

WATERTOWN Table Slides



A. Dividing Base

- Four-Leg
- Split or Two-Pedestal
- Drop Leaf

Legs or pedestals attach directly to table top. Slide attaches to each table end.



B. Stationary Base

- Single-Pedestal
- Two-Pedestal

Top divides, pedestal does not. Equalizing style-as you pull on one side, the other opens equally. Slide attaches to top of pedestal and each table end.

Top-of-the-line, super smooth table extension slides

Metal Slides

A. Dividing Base Slides - Four Leg or Two Pedestal

Closed table length	Max. slide opening	Total inches of leaves	Closed Slide	Number of Sections	Height	Item	Price each
36"	27"	24"	26"	6	2½"	WTDS-3	Call
36"	50"	48"	26"	10	2½"	WTDS-17	Call
36"	62½"	60"	26"	10	2½"	WTDS-22	Call
48"	26"	24"	30"	6	2½"	WTDS-4	Call
48"	39"	36"	30"	8	2½"	WTDS-13	Call
48"	50"	48"	32"	10	2½"	WTDS-19	Call
48"	62"	60"	32"	10	2½"	WTDS-18	Call
60"	26"	24"	42"	4	2½"	WTDS-1	Call
60"	39"	36"	42"	6	2½"	WTDS-5	Call
60"	64"	60"	42"	10	2½"	WTDS-21	Call
72"	26"	24"	54"	4	2½"	WTDS-2	Call
72"	54"	48"	54"	6	2½"	WTDS-8	Call
72"	63"	60"	54"	8	2½"	WTDS-15	Call
78"	39"	36"	60"	6	2½"	WTDS-11	Call
78"	63"	60"	60"	8	2½"	WTDS-16	Call

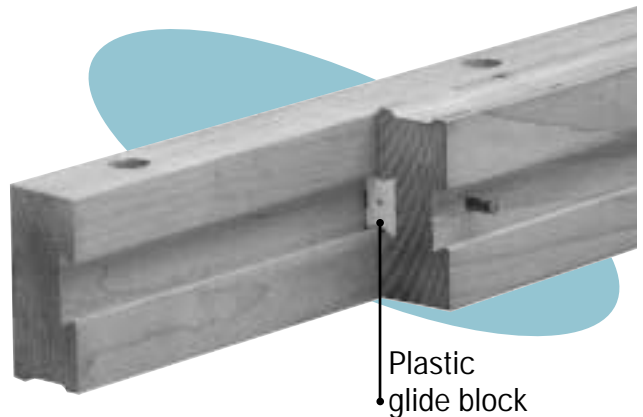
B. Stationary Base Slides - Single or Double Pedestal

42"	20"	18"	26"	6	2"	WTDS-110	Call
Equalizing Cable – as you pull on one side, the other side opens equally.							
60"	44"	42"	42"	6	2½"	WTDS-111	Call

Wooden Slides

Watertown Super Slides™ have a plastic glide block to prevent wood from sliding against wood. This ensures smooth performance.

Closed table length	Max. slide opening	Total inches of leaves	Closed Slide	Number of Sections	Height	Item	Price each
A. Dividing Base Slide —Plain, Non-Geared							
78"	52"	48"	48"	6	2½"	WTDS-6	Call
B. Stationary Base Slide —Equalizing built-in rack and pinion gears							
78"	44"	42"	48"	6	2½"	WTDS-7	Call



Plastic glide block